



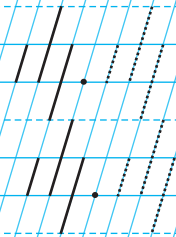


Luminița MINCĂ

Caiet de scriere

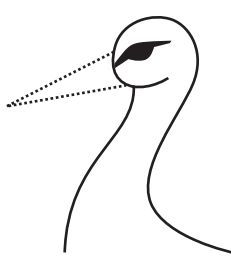
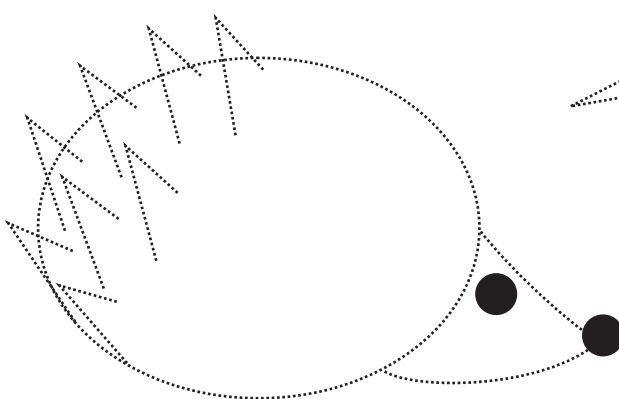
Clasa I

Partea 1





© Editura CARMINIS



г г г г г

г г г г г

г г г г г

г г г г г

л л л л л

л л л л л



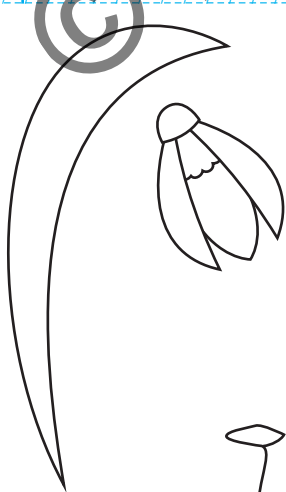
л л л л л

з з

з з

з з з з з

© Editura CARMINIS



elii


elll

llll

elld

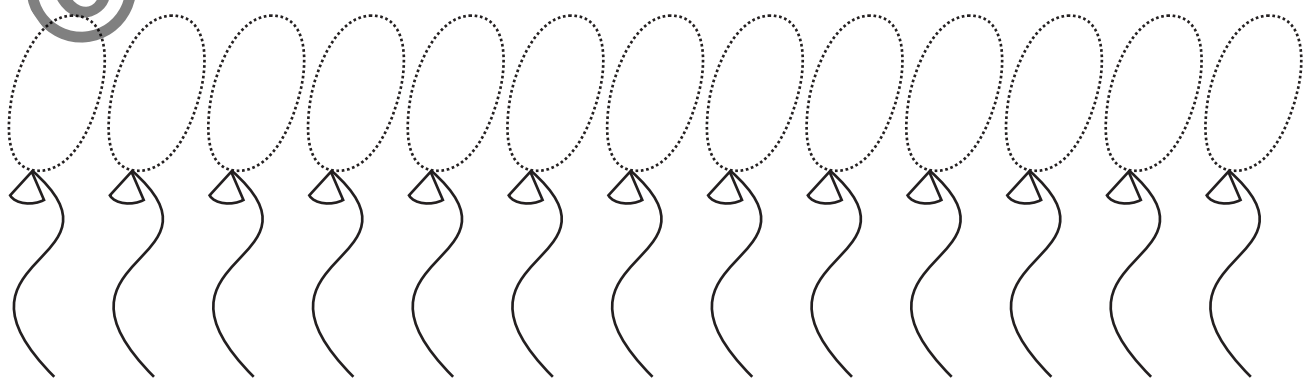
llll
llll
llll

© Editura CARMINIS



0000
000
00
00
00
00
00
00
0000000

© Editura CARMINIS



a | a

a

10L 10L

a a a a

a

a

aa

1. Încercuiește literele **a** și *a*.

capac

acadea

mama

copac

are

cal

cartea

nuca

cafea

2. Încercuiește și copiază litera **a**.

caștane

cașcaval

parc

animal

a a

A | A

A

It It

A A A


A

A


a A

a A


● Încercuiește și transcrie cuvintele scrise corect.



Anca anca



aurel Aurel



Albina albina

A . a

m | m

m

m m m

m m m

m


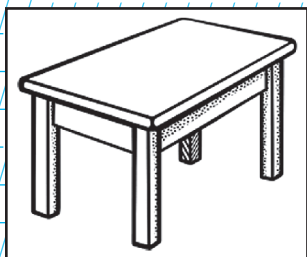
am

ma

mama

1. Transcrie cuvintele: am, ma, mama.

2. Denumeste imaginile:



M | M

M

M M M

M M M

M

m M

a A m M


Ma

1. mama




Mama


2.



Marian/marian



Rama/rama



marina/Marina

Ma . . a .

e | l

l

l l l


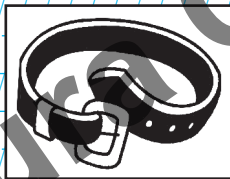

l

l

me la mea

mama mea

1.



me l

2. Transcrie și desenează cum se simte mama ta.

Mama mea e



M

E | E

E

E E

E

E

a m e


A M E

Em a


Mama mea e Em a.



Emil/emil



emilia/Emilia



Elev/elev

Em..


i | i

i

i i i

i

i



ai ia ie ei mia mai mei mea

mama

mami

mamaia

Mia e mama Maiei.

● Unește și transcrie.

oaie Mia →

ban mia →

fată mia → *mia*

I J

J


J J

J


J

a m e i
A M E I


1.




Iulia



Iulian




Irina




Ionel

© J. ia


2. Unește cuvintele cu imaginile potrivite. Transcrie cuvintele.




mia



Ina



ie



mai

Ina


RECAPITULARE

1. a m e i




A M E I

2. *am ai ia mie mea mai*

3. Mimi ia ia mea.




4. Completează litera inițială pentru fiecare cuvânt.



5. Scrie trei nume de persoană.

6. Scrie cuvântul potrivit.



n | n

n

n n

n

an in nai nea amin inima

1.

dimineață

seară

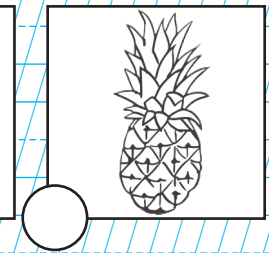


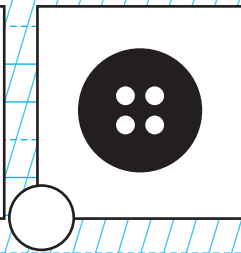

• iminea •

ieri

azi

măine

2. De câte ori se aude sunetul „n“ în denumirea obiectelor din imagini?



n

N | N

N

NN

N

nN

Nana Nina Ana Nae Ina Mina

1. Completează numele cu silabe potrivite.


Ma-

Mi-

Mi-

Ni-

2. Scrie ce spune peștișorul.



3. După modelul peștișorului, scrie câți ani ai.

4. Scrie a cui e inima.



I _____ e a _____.

o | o

o

o o o

o

om oi moi noi

Noe Mona Nona Ion Ioana

1. Eu scriu una, tu scrii multe.

oaie -

om -



2. Separă și transcrie corect.



Noeiaooaie.



MinaeaMonei.

3. Ordonează silabele și vei găsi un nume de floare.

mo ne a na